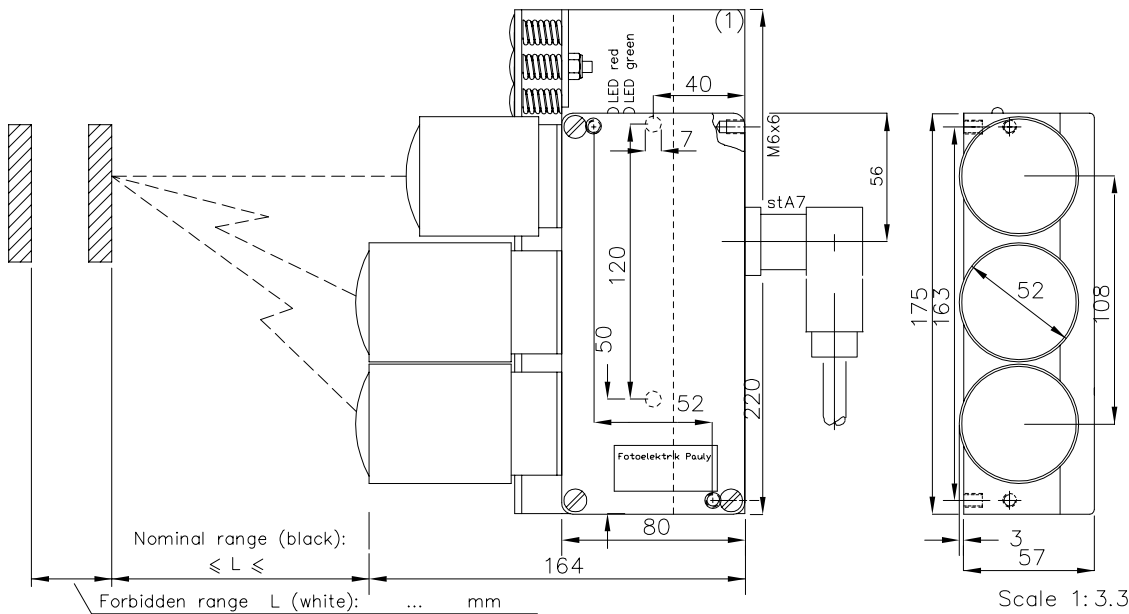


Reflex-Scanner Type JV103RFZ / / t

Special Type PVRFZ13 / / / t

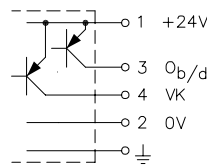


Note: Angle of incidence:

1. Diffuse reflecting surfaces are reliably detected even when the scanning beam's angle of incidence deviates sharply from 90°.
2. Reflecting surfaces can considerably impair the scanning quality.
3. However, reflective surfaces can still be recognised beyond the forbidden distance \bar{L} ; slightly tilting the scanner helps.
4. Tilting should only be done in the direction of the "N" arrow.
5. In the case of cylindrical scanning objects the scanning beams should be directed onto the surface line as far as possible.

Technical Characteristics:

Housing	Al-Cast
Weight	approx. 1400g
Protection mode	IP65
Connection	6+1 pin Plug stA7
Supply	24VDC/90mA
Output	pnp 60mA s.c.-prot., e2
Signal mode	bright-/darkswitching, selectable
Transmitter light	GaAs 880nm, invisible
Steady light resist.	>80kLx
Interference suppress.	forced synchronization
Access time	<12ms/switch transition
Switching frequency	electron.: 40/s
Switch indicator	LED (gn: AK/rd: VK); DIANA
Ambient temperatur	-25...+60°C



Connecting diagram of standard version: 24VDC, e2, 6+1 pin Plug stA7

Options:

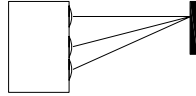
Connection	4+1 pin plug stA5
	4+1 wire no.-cable K5
Output	nnp 60mA s.c.-prot., e3
	Optocoupler 60V/50mA, e1
Access time	"q": <2ms/switch transition
Switching freq.	"q": electron.: 300/s
Heat-protected optical system, pl	
If using cooling water flange, then milled wall, y	

Accessories:

- Heavy adjustment flange R27SH (1)
- Stauff-clamp adaptor AD27SS2
- Cooling water flange KW27

Hints:

The switching equipment for the pollution warning (VK, red LED) is switched through when dirt or clogging causes the signal level to be under four times the minimum level. *E_ 1142 1.TXT*



1200-3000mm

Reflex-Scanner with Pollution Warning

JV103RFZ... t
PVRFZ13.../././ t

Order-no.:
1459

1459 DE
E_ 1459 1
06.06.03 gs
18.02.05 m]

Description of Application: _____
